

job name:
 type:

incit™ spec sheet

material

trim ring

precision CNC spun .063" aluminum. rolled top edge for added strength and recessed dome plane eliminates visible mounting hardware.

diffuser

.125" virgin matte white acrylic dome.

optics

reflector

segmented .050 aluminum painted high reflectance powder coat matte white.

internal dust shield

.125" P95 frost acrylic lens provides debris-free diffuser illumination.

top lens

.125" clear acrylic with prepainted white aluminum center disc reflector, protects LEDs while gently illuminating the dome/diffuser.

LED

custom LED board in 3000K, 3500K, or 4000K (80+ cri standard) optional 90cri (see below). under normal operating conditions, the LEDs employed are rated for >50,000hrs L70 (6.8K) per IES TM-21 from LM-80 test data. white power cord is standard with other color options listed below.

driver

integral, programmable, UL class P, class 2, universal input (120-277v), constant current, 0-10v dimming, 1% minimum dimming level, PF >.9, THD <20%, protections include open and short circuit, overload and over temperature.

mounting

5"dia. spun steel canopy in satin white with sloped ceiling adapter. single 12' stainless steel cable connects to field adjustable collector. an array of cables branch off and attach to reflector with adjustable grippers. cable system allows for exact AFF mounting heights.

emergency

recommend use of inverter (by other).

optional WREM: wired for remote EM battery (by other). 2nd power cord required.



catalog number

--	--	--	--

size

P1026
(2ft) 26"dia X 5.75"ht

P1038
(3ft) 38"dia X 7.75"ht

LED array

30FX 3000K

30LO 3000K

30HI 3000K

35FX 3500K

35LO 3500K

35HI 3500K

40FX 4000K

40LO 4000K

40HI 4000K

CL xxxx lm
custom lumens
consult factory

painted finish

AP anodized paint

BS brass

BU blue

BZ bronze

CP champagne

FB flat black

GM gun metal

MB military blue

MW matte white

OR orange

RD red

SB satin black

SS satin silver

TG textured gray

YO yellow

options

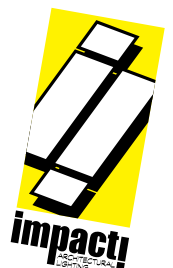
SBPC Silver braid power cord and white canopy



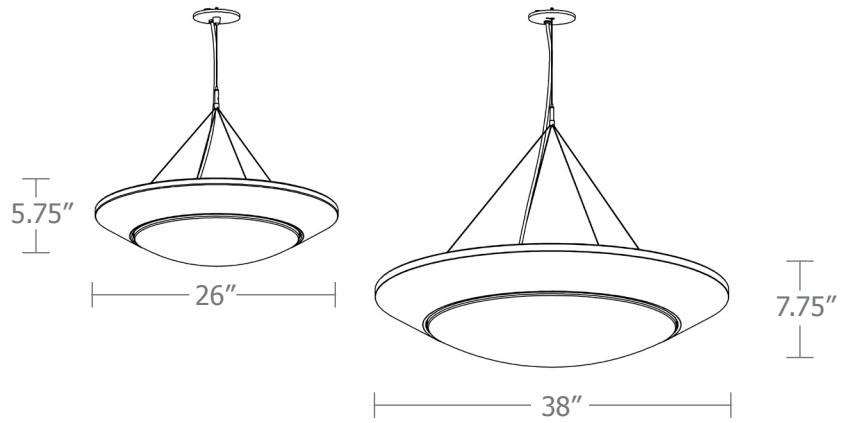
90CRI

WREM wired for remote EM battery pack
(by other)
(see note above)

premium finish


RAL specify RAL#






Cat No	Delivered* Lumens	Watts		Amps	
		120V / 277V	120V	277V	
P1026 FX	1690	15	.13	.05	
P1026 LO	3470	29	.24	.10	
P1026 HI	6701	57	.48	.21	
	ies file # 19615				
P1038 FX	3385	29	.24	.10	
P1038 LO	6580	57	.48	.21	
P1038 HI	13165	113	.94	.41	
	ies file # 19469				

*delivered lumens based on 4000K, 80+ cri
(90cri multiplier .83)



Powder Coat Paint Finishes



MW matte white



AP anodized paint



SS satin silver



TG textured gray




FB flat black



SB satin black



CP champagne



BZ bronze



GM gun metal



OR orange 2011



BU blue 5017



BS brass



RD red 3020



YO yellow 1018



MB military blue

For accurate color verification, actual finish samples are available upon request.

Premium Finishes*



RAL#

*Available on select series. Consult product submittal for availability.

